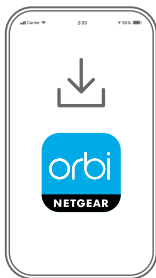


Let's get started



1

Download the Orbi app to set up your Orbi Router

Install the Orbi app on your mobile phone or tablet, and follow the setup instructions.

Or, to set up without the app, visit orbilogin.com while connected to your Orbi Router.

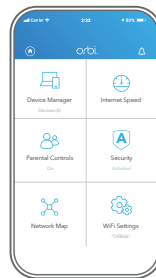


2

Secure your devices with NETGEAR Armor

Tap the **Security** icon in your Orbi app to verify that NETGEAR Armor™ is activated.

Your Orbi comes with NETGEAR Armor cybersecurity. Armor blocks online threats like hackers and phishing attempts on your devices.



3

Do more with the app

Check out everything you can do on the Orbi app! Pause the Internet, run a speed test, set smart parental controls, and more.

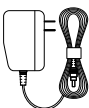
Contents



Orbi Router
(model LBR20)

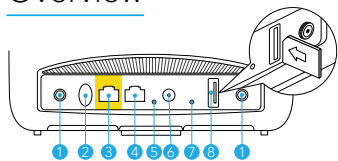


Ethernet
cable



Power adapter
(varies by region)

Overview



- 1 SMA LTE antenna connector*
- 2 Sync button
- 3 WAN/LAN 1 port
- 4 LAN 2 port
- 5 Power LED
- 6 Power connector
- 7 Reset button
- 8 Nano SIM slot

*SMA LTE antenna is not included

Troubleshooting

If you're having problems with the installation, try one of the following:

- Reboot your Orbi Router, and try installing with the Orbi app again.
- Run the Setup Wizard using the web interface. Visit orbilogin.com while connected to your Orbi Router to access the web interface.
- Uninstall and reinstall the Orbi app and try again.

For more information, visit <https://kb.netgear.com/000061613/>.

NETGEAR®

NETGEAR, Inc.
350 East Plumeria Drive
San Jose, CA 95134, USA

© NETGEAR, Inc., NETGEAR and the NETGEAR Logo are trademarks of NETGEAR, Inc. Any non-NETGEAR trademarks are used for reference purposes only.

Support and Community

Visit netgear.com/support to get your questions answered and access the latest downloads.

You can also check out our NETGEAR Community for helpful advice at community.netgear.com.

Regulatory and Legal

For regulatory compliance information including the EU Declaration of Conformity, visit <https://www.netgear.com/about/regulatory/>.

See the regulatory compliance document before connecting the power supply.

For NETGEAR's Privacy Policy, visit <https://www.netgear.com/about/privacy-policy>.

By using this device, you are agreeing to NETGEAR's Terms and Conditions at <https://www.netgear.com/about/terms-and-conditions>. If you do not agree, return the device to your place of purchase within your return period.

NETGEAR INTERNATIONAL LTD

Floor 1, Building 3,
University Technology Centre
Curraheen Road, Cork,
T12EF21, Ireland

July 2020



201-27372-01